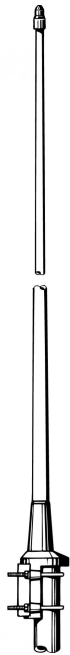


CXL 2-5HD/...

Sturdy, 5 dBd Gain, Base Station Antenna for the 160 MHz Band

DESCRIPTION

- CXL 2-5HD/... is a 5 dBd, vertically polarized, omnidirectional base station antenna.
- The antenna has a bandwidth of 7 MHz. Please specify centre frequency or duplex TX and RX when ordering.
- The antenna is provided with our sturdy type "HD" mast mount, which is a heavy-duty, multipurpose mounting bracket made of non-corrosive aluminium. The accompanying U-bolts and fittings are made of stainless steel.
- The antenna can be mounted on mast tubes of 58 to 105 mm in outer diameter. Further, the construction of the mount makes it possible to lead the cable either along the inside or on the outside of the mast tube.
- In designing this antenna, special emphasis has been laid on obtaining a large bandwidth both in relation to SWR and gain. The phasing of the radiating elements is carefully adjusted to yield maximum gain in the horizontal plane, with the level of the sidelobes reduced to a minimum.
- The antenna element is sealed in a high-quality, conical glass fibre tube with low wind-load, which will ensure performance undisturbed in all climates.
- To substantially reduce noise caused by atmospherical discharges, all metal parts in the antenna are DC-grounded. Consequently, the antenna shows a DC-short across the coaxial cable.
- CXL 2-5HD/... is a vibration-proof, lightweight, slim-line, corrosion-resistant, modern style base station antenna.



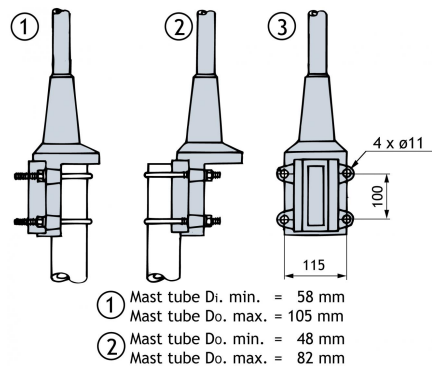
ORDERING DESIGNATIONS

TYPE	PRODUCT NO.
CXL 2-5HD/...	100000101

SPECIFICATIONS

ELECTRICAL	
MODEL	CXL 2-5HD/...
ANTENNA TYPE	High-gain collinear
FREQUENCY	7 MHz wide frequency segments within the 144 - 175 MHz range. Please specify centre frequency, or duplex TX and RX
IMPEDANCE	Nom. 50 Ω
RADIATION	Omnidirectional
POLARIZATION	Vertical
GAIN	7 dBi 5 dBd
HALF POWER BEAMWIDTH	18°
BANDWIDTH	7 MHz
SWR	≤ 1.5
MAX. POWER	500 W
ANTISTATIC PROTECTION	All metal parts DC-grounded (connector shows a DC-short)
MECHANICAL	
TEMP. RANGE	-30°C \rightarrow +70°C
CONNECTOR	N-female
WIND SURFACE	0.382 m ²
WIND LOAD	483 N @ 160 km/h
BENDING TORQUE	Below "HD"-bracket, at 150 km/h: Approx. 1.27 kNm
COLOUR	Marine white
MATERIALS	Radome : Polyurethane-coated glass fibre Mounting bracket : Seawater resistant aluminium, polyester coated
TOTAL HEIGHT	Approx. 6.6 m (Dep. on frequency)
WEIGHT	Approx. 10 kg
MOUNTING	On 58 - 105 mm dia. mast tube

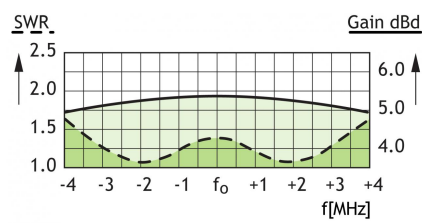
MULTI-PURPOSE MOUNTING BRACKET



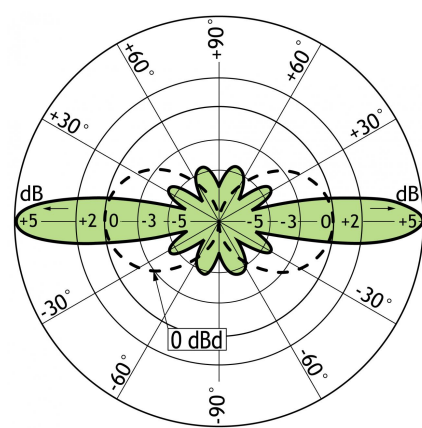
PLEASE NOTE

When using the CXL 2-5HD/... at windy locations where wind speeds of more than 150 km/h can be expected, the antenna must be mounted on the side of the mast and the top section of the glassfibre tube stabilized with a bracket.

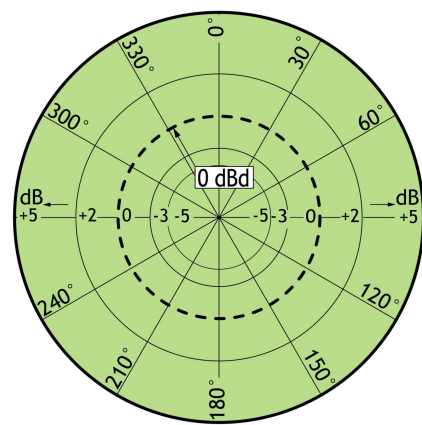
TYPICAL GAIN AND SWR CURVES



TYPICAL RADIATION PATTERN (E-PLANE)



TYPICAL RADIATION PATTERN (H-PLANE)



PROCOM A/S reserve the right to amend specifications without prior notice.
18/12/14