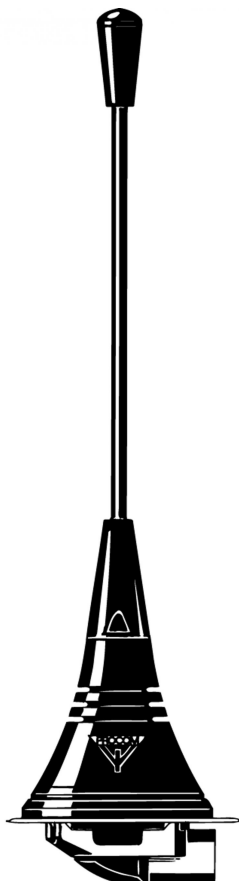


MU 1-LX/...

Unity Gain $\frac{1}{4}$ λ Mobile Antenna for the 450 MHz Band

DESCRIPTION

- 0 dB mobile antenna with black-chromed, stainless steel whip.
- Type MU 1-LX/s covers 370 – 410 MHz
Type MU 1-LX/l covers 406 – 440 MHz
Type MU 1-LX/h covers 430 – 470 MHz
– no tuning required.
- Stainless steel LX-mount – professional quality in elegant and smooth design.
- Especially suited for roof-mounting.
- Provided with FME-connection (supplied without cable).
- Bendable section in mount for adjustment of whip (tiltable 15° by hand).
- Installation with access from the outside only (requiring an 18 mm dia. hole).



ORDERING DESIGNATION

TYPE	PRODUCT NO.	FREQUENCY RANG
MU 1-LX/s	130000865	370 - 410 MHz
MU 1-LX/l	130000864	403 - 440 MHz
MU 1-LX/h	130000894	430 - 470 MHz

SPECIFICATIONS

ELECTRICAL	
MODEL	MU 1-LX/...
ANTENNA TYPE	$\frac{1}{4}$ λ mobile whip antenna
FREQUENCY	450 MHz band covered by three models
IMPEDANCE	Nom. 50 Ω
POLARIZATION	Vertical
GAIN	0 dB (acc. to EIA RS-329-1)
BANDWIDTH	\geq 40 MHz
SWR	\leq 1.3 @ f. res.
MAX. POWER	100 W
MECHANICAL	
MATERIALS	Whip: Black-chromed brass Black-chromed stainless steel Mount: Stainless steel Brass Weather- and shockproof plastics
RECOMMENDED INSTALLATION TORQUE	3.5 Nm max.
CABLE	FME-cable to be ordered separately
COLOUR	Black
HEIGHT	Approx. 160 mm
WEIGHT	Approx. 40 g
MOUNTING	18 mm dia. hole

INSTALLATION

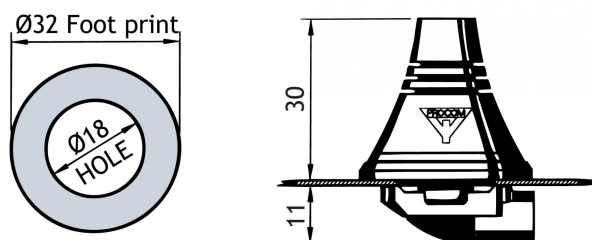
The LX-mount is especially suited for roof-mounting. It is recommended to mount the antenna at the centre of the roof to ensure the best omnidirectional coverage. Mounting can take place in an 18 mm dia. hole with access from the outside only.

When cleaning the car in car-washing machines, the whip should be removed – a 9 mm fork spanner can be used. After wash, the whip is refitted and tightened lightly with the spanner.

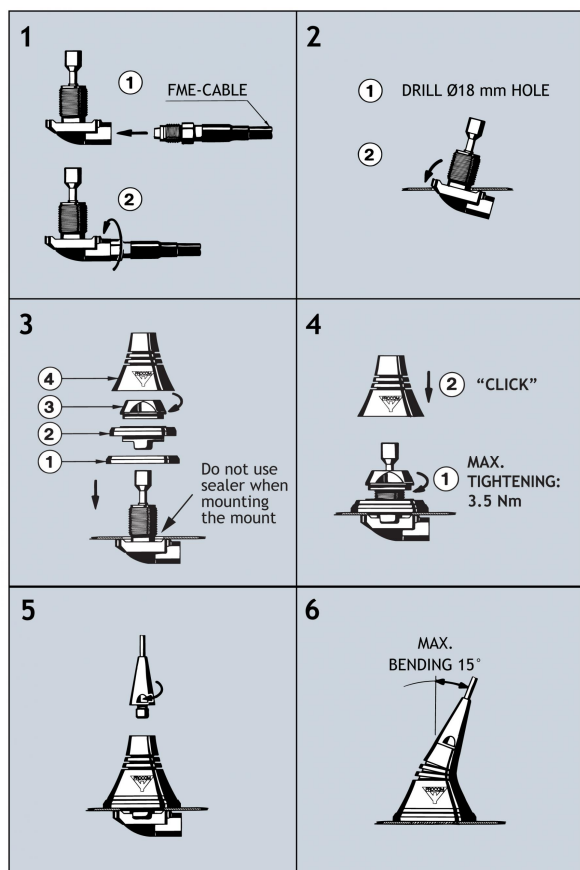
The mount is equipped with a bendable section ($\pm 15^\circ$) to make it possible to adjust the antenna to an upright position.

1. INSTALLATION DIMENSIONS

LX-MOUNT



2. INSTALLATION STEP



Do not use sealer on rubber gasket or other places.

PLEASE NOTE

When tightening the revolving nut (see picture 4), special care must be taken to keep the spanner in the correct position.

3. TUNING/MODEL CONVERSION

The antenna is delivered factory-tuned and requires no further tuning.

To convert an MU 1-LX/s model into an MU 1-LX/l model, cut off 13 mm of the top end of the whip.

To convert an MU 1-LX/l model into an MU 1-LX/h model, cut off 13 mm of the top end of the whip.



PROCOM France S.A.R.L. se réserve le droit d'améliorer les spécifications sans préavis.

02/12/11