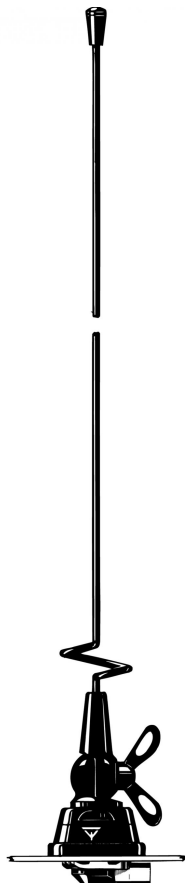


MU 3-BZ


3 dB Gain 5/8 λ Mobile Antenna for the 450 MHz Band

DESCRIPTION

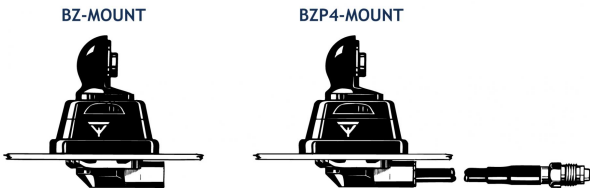
- Black-chromed stainless steel whip with toggle joint.
- Tunable by cutting in the range 400...470 MHz.
- Stainless steel BZ-mount with ball-joint and wing screw whip-fastening system.
- Simple mounting exclusively with access from the outside. Models with roof thickness from 2 mm to 7.5 mm mounting from the inside.
- Choice between two connection principles:
 - BZ-mount: FME-connection (supplied without cable).
 - BZP4-mount: Permanently attached 4 m cable terminated with FME-connector.



Hat screw option:



For antenna delivered with hat screw instead of wing screw add a K to the antenna designation.



ORDERING DESIGNATIONS

TYPE	PRODUCT NO.	MOUNT VERSION
MU 3-BZ	130001422	BZ-mount with FME-system
MU 3-BZP4	130000899	BZP4-mount with 4 m cable and FME-connector

SPECIFICATIONS

ELECTRICAL	
MODEL	MU 3-BZ
ANTENNA TYPE	5/8 λ mobile whip antenna
FREQUENCY	Tunable by cutting within: 400...470 MHz
IMPEDANCE	Nom. 50 Ω
POLARIZATION	Vertical
GAIN	Approx. 3 dB
BAND WIDTH	≥ 12 MHz @ SWR ≤ 1.5
SWR	≤ 1.3 @ f. res.
MAX. POWER	100 W
MECHANICAL	
MATERIALS	Whip: Stainless steel, black-chromed Black-chromed brass Mount: Black-chromed brass Weather- and shockproof plastics Stainless steel
RECOMMENDED INSTALLATION TORQUE	7.5 ± 1 Nm
COLOUR	Black
HEIGHT	Approx. 58 cm
WEIGHT	BZ-version: Approx. 140 g BZP4-version: Approx. 280 g
MOUNTING	ø21 mm dia. hole (For roof thickness from 2 mm up to 7.5 mm mounting hole should be ø22 mm dia.)
ROOF THICKNESS	Max. 2.0 mm (Models up to 7.5 mm on request)

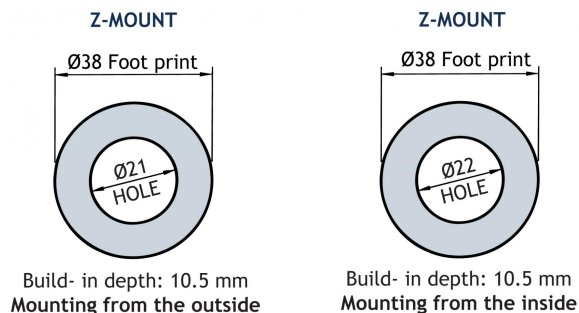
INSTALLATION

This antenna is provided with type BZ-mount. The whip is fastened to the mount by means of our standard ball-joint and wing screw system. The adjustable ball-joint ensures that the whip can always be mounted in a vertical position independent of the angle of the installation spot.

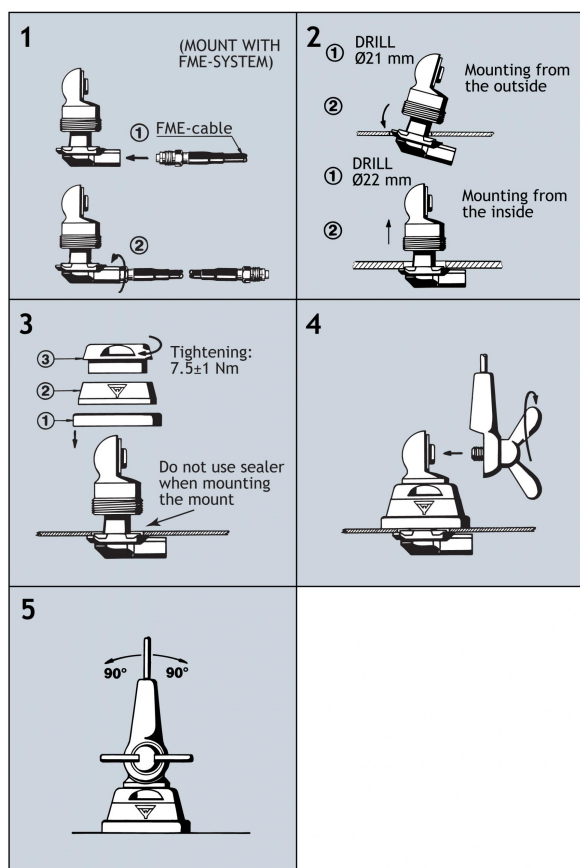
The BZ-mount is particularly well suited for mounting on car-roofs because of its ability to be installed exclusively with access from the outside. The BZ-Mount for roof thickness from 2 mm to 7.5 mm must be mounted from the inside.

However, the antenna can be installed anywhere on the car, as the BZ-mount is equally well suited for mounting on e.g. trunk or wing.

1. INSTALLATION DIMENSIONS



2. INSTALLATION STEPS



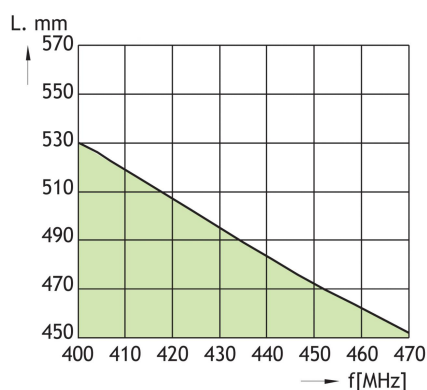
Do not use sealer on rubber gasket or other places.

3. TUNING

The antenna should always be tuned using an SWR-meter. The cutting diagram below serves as a guide for this procedure.

PLEASE NOTE

1. As standard the antenna is provided with wing screw. However, the wing screw may be replaced by the less obtrusive hat screw (with key), which also gives an improved protection against theft. To order the antenna with hat screw, please add a "K" to the antenna designation.
2. The antenna can be delivered factory-tuned to customer's frequencies. Please consult our price list concerning additional charges for adjustment by cutting.



PROCOM France S.A.R.L. se réserve le droit d'améliorer les spécifications sans préavis.

02/12/11