

CXL 2400-3LW/...

3 dBd Omnidirectional Base Station and Marine Antenna for the 2400 MHz Band



DESCRIPTION:

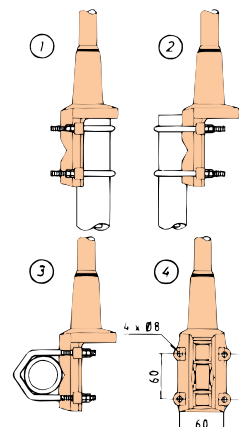
- ★ Vertically polarised, omnidirectional base station and marine antenna.
- ★ Approximately 3 dBd gain.
- ★ Provided with the sturdy "LW" mast mount – a lightweight, multipurpose, epoxy-coated mounting bracket made of non-corrosive aluminium.
- ★ The accompanying U-bolts and fittings are made of stainless steel.
- ★ To be mounted on vertical or horizontal mast tubes, 16 to 54 mm in outer diameter.
- ★ The cable can be led either on the outside or along the inside of the mast tube.
- ★ Large bandwidth with respect to both SWR and gain.
- ★ Highly suitable for duplex operation with large spacing between the TX and the RX frequencies.
- ★ The antenna element is sealed in a high-quality, conical glassfiber tube.
- ★ All metal parts in the antenna are DC-grounded to reduce the noise caused by atmospherical discharge. Consequently, the antenna shows a DC-short across the coaxial cable.
- ★ The CXL 2400-3LW/... is a vibration-proof, lightweight, slim-line, corrosion resistant, modern style base station and marine antenna.

SPECIFICATIONS:

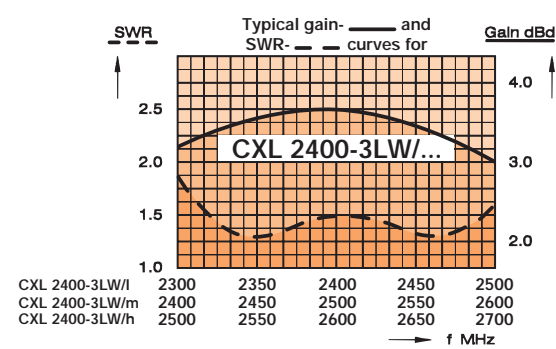

ELECTRICAL	
MODEL	CXL 2400-3LW/...
ANTENNA TYPE	Coaxial, colinear antenna, broad-banded
FREQUENCY	Models within 2300–2700 MHz
IMPEDANCE	Nom. 50 Ω
POLARISATION	Vertical
GAIN	5 dBi 3 dBd
BANDWIDTH	≥200 MHz at SWR ≤ 2.0
SWR	≤ 2.0, typ. ≤ 1.5
MAX. POWER	100 watt
ANTISTATIC PROTECTION	All metal parts DC-grounded (Connector shows a DC-short)
MECHANICAL	
TEMP. RANGE	-30° C i +70° C
CONNECTOR	N-female
WIND SURFACE	Approx. 0.02 m ²
WIND LOAD	Approx. 23 N (at 150 km/h)
COLOUR	Marine white
MATERIALS	Radome: Polyurethane coated fiberglass Mounting bracket: Seawater resistant aluminium, epoxy-coated
TOTAL HEIGHT	Approx. 0.7 m
WEIGHT	Approx. 0.6 kg
MOUNTING	On 16–54 mm dia. mast tube

ORDERING DESIGNATIONS	
TYPE NO.	FREQUENCY
CXL 2400-3LW/l	2300–2500 MHz
CXL 2400-3LW/m	2400–2600 MHz
CXL 2400-3LW/h	2500–2700 MHz

MULTI-PURPOSE MOUNTING BRACKET:



- ① Mast tube D_i min = 30 mm
Mast tube D_o max = 54 mm
- ② Mast tube D_o max = 54 mm
Mast tube D_o min = 16 mm
- ③ Mast tube D_o max = 54 mm
Mast tube D_o min = 16 mm



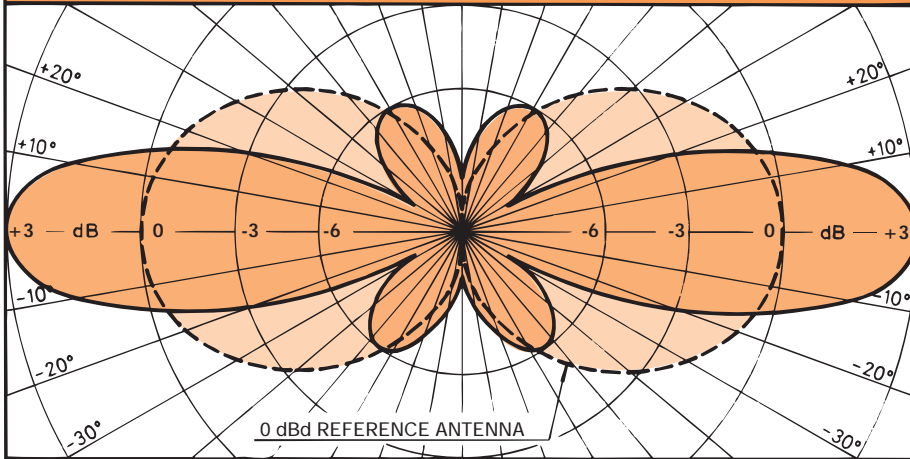
PLEASE NOTE:
The antenna is delivered with a DC-connection between the antenna element and the mounting bracket (i.e. the mast tube). This feature is important when the antenna is used as a base station antenna.

PROCOM A/S reserve the right to amend specifications without prior notice.

CXL 2400-3LW/...
3 dBd Omnidirectional Base Station and Marine
Antenna for the 2400 MHz Band



TYPICAL RADIATION PATTERN (E-PLANE)



TYPICAL RADIATION PATTERN (H-PLANE)

