

CXL 4-2C/...

Unity Gain, Broad-banded, Omnidirectional Base Station Antenna for the 80 MHz Band

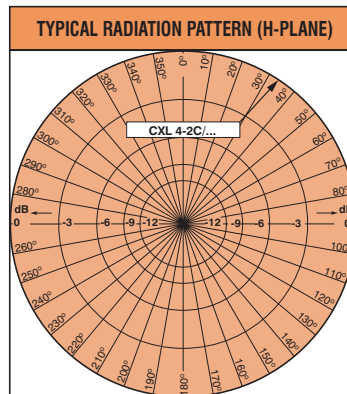
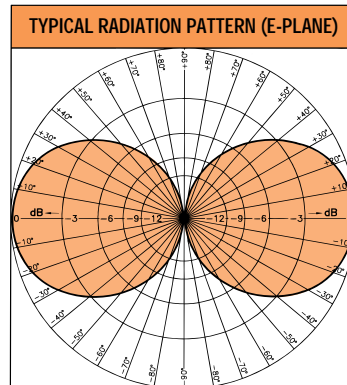
PROCOM

DESCRIPTION:

- ★ CXL 4-2C/... is a 0 dBd gain, omnidirectional rod-type base station antenna for the 80 MHz band.
- ★ The 80 MHz-band is covered in 3 frequency segments: 66-80 MHz, 70-84 MHz and 74-88 MHz.
- ★ CXL 4-2C/... is designed for fixation on supporting tubes with outer diameter between 27 mm and 65 mm.
- ★ The construction of the mount makes it possible to lead the cable either inside or along the outside of the mast tube.
- ★ A glassfiber tube completely encloses the carefully designed radiating element to ensure long dependable service in all climates.
- ★ Atmospheric discharges are immediately led to ground as all metal parts are DC-connected. Consequently, the antenna shows a DC-short across the coaxial cable.
- ★ This antenna is used where reliability is of utmost importance. A long lifetime has been taken into consideration when designing this antenna – it is sturdy and strong.

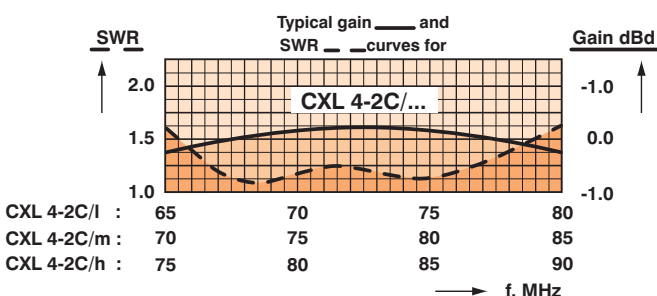
SPECIFICATIONS:

ELECTRICAL	
MODEL	CXL 4-2C/...
ANTENNA TYPE	Coaxial, broad-band dipole
FREQUENCY	Models within 66-88 MHz (see model survey)
IMPEDANCE	Nom. 50 Ω
RADIATION	Omnidirectional
POLARISATION	Vertical
GAIN	2 dBi 0 dBd
BANDWIDTH	14 MHz
SWR	≤ 1.6
MAX. POWER	600 watt
ANTISTATIC PROTECTION	All metal parts DC-grounded (connector shows a DC-short)
MECHANICAL	
CONNECTOR	N-female
WIND SURFACE	0.15 m ²
WIND LOAD	168 N (at 150 km/h)
COLOUR	Marine white
MATERIALS	Radiating part: Fiberglass, polyurethane-lacquered Mast clamp : Seawater-resistant aluminium, epoxy-coated
TOTAL HEIGHT	Approx. 3.1 m
WEIGHT	Approx. 4.5 kg
MOUNTING	On 27-65 mm dia. mast tube

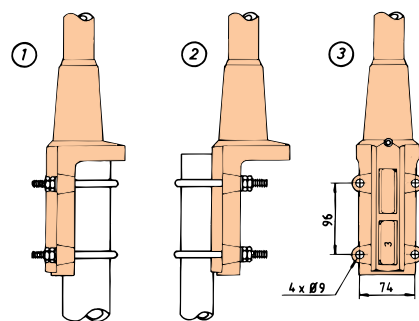


ORDERING DESIGNATIONS

TYPE NO.	FREQUENCY
CXL 4-2C/l	66-80 MHz
CXL 4-2C/m	70-84 MHz
CXL 4-2C/h	74-88 MHz



MULTI-PURPOSE MOUNTING BRACKET:



- ① Mast tube D_i, min. = 32 mm
Mast tube D_o, max. = 65 mm
- ② Mast tube D_o, max. = 42 mm
Mast tube D_o, min. = 27 mm

