

CXL 900-3LW/...

Universal, 3 dBd Base Station and Marine Antenna for the 900 MHz Band



DESCRIPTION:

- ★ CXL 900-3LW/... is a 3 dBd, vertically polarised, omnidirectional rod-type base station and marine antenna which covers the 900 MHz band in three models.
- ★ The antenna is provided with our sturdy type "LW" mast mount, which is a lightweight, multipurpose, epoxy-coated mounting bracket made of non-corrosive aluminium. The accompanying U-bolts and fittings are made of stainless steel.
- ★ The antenna can be mounted on vertical or horizontal mast tubes, 16 to 54 mm in outer diameter. Further, the construction of the mount makes it possible to lead the cable either along the inside or on the outside of the mast tube.
- ★ The carefully designed, broad-banded antenna element is sealed in a high-quality, conical glassfiber tube with low wind-load, which will ensure undisturbed performance by corrosive environments.
- ★ The phasing of the radiating elements is adjusted to yield maximum gain in the horizontal plane, with the level of the sidelobes reduced to a minimum.
- ★ To substantially reduce noise caused by atmospherical discharges, all metal parts in the antenna are DC-grounded. Consequently, the antenna shows a DC-short across the coaxial cable.
- ★ The CXL 900-3LW/... is a vibration-proof, lightweight, slim-line, corrosion resistant, modern style base station and marine antenna.

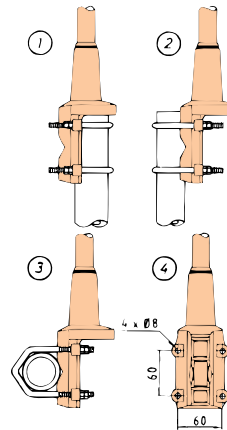
SPECIFICATIONS:

ELECTRICAL	
MODEL	CXL 900-3LW/...
ANTENNA TYPE	Colinear, broad-banded
FREQUENCY	Models within 824–960 MHz
IMPEDANCE	Nom. 50 Ω
RADIATION	Omnidirectional
POLARISATION	Vertical
GAIN	5 dBi 3 dBd
HALF-POWER BEAMWIDTH	30°
BANDWIDTH	70–80 MHz
SWR	≤ 1.5
MAX. POWER	100 watt
ANTISTATIC PROTECTION	All metal parts DC-grounded (Connector shows a DC-short)
MECHANICAL	
TEMP. RANGE	-30° C i +70° C
CONNECTOR	N-female
WIND SURFACE	Approx. 0.021m ²
WIND LOAD	23 N (at 150 km/h)
COLOUR	Marine white
MATERIALS	Radome: Polyurethane coated fiberglass Mounting bracket: Seawater resistant aluminium, epoxy-coated
TOTAL HEIGHT	Approx. 0.70 m (dep. on freq.)
WEIGHT	Approx. 660 g
MOUNTING	On 16–54 mm dia. mast tube

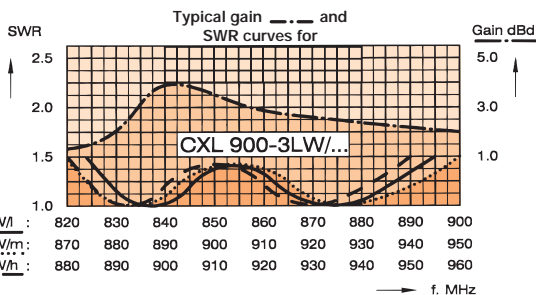
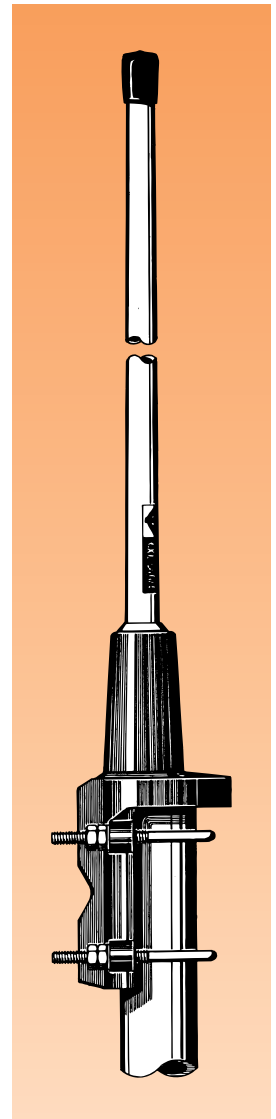
ORDERING DESIGNATIONS

TYPE NO.	FREQUENCY
CXL 900-3LW/l	824–894 MHz
CXL 900-3LW/m	870–950 MHz
CXL 900-3LW/h	890–960 MHz

MULTI-PURPOSE MOUNTING BRACKET:



- ① Mast tube D_i min = 30 mm
Mast tube D_o max = 54 mm
- ② Mast tube D_o max = 54 mm
Mast tube D_o min = 16 mm
- ③ Mast tube D_o max = 54 mm
Mast tube D_o min = 16 mm



PLEASE NOTE:

The antenna is delivered with a DC-connection between the antenna element and the mounting bracket (i.e. the mast tube). This feature is important when the antenna is used as a base station antenna.

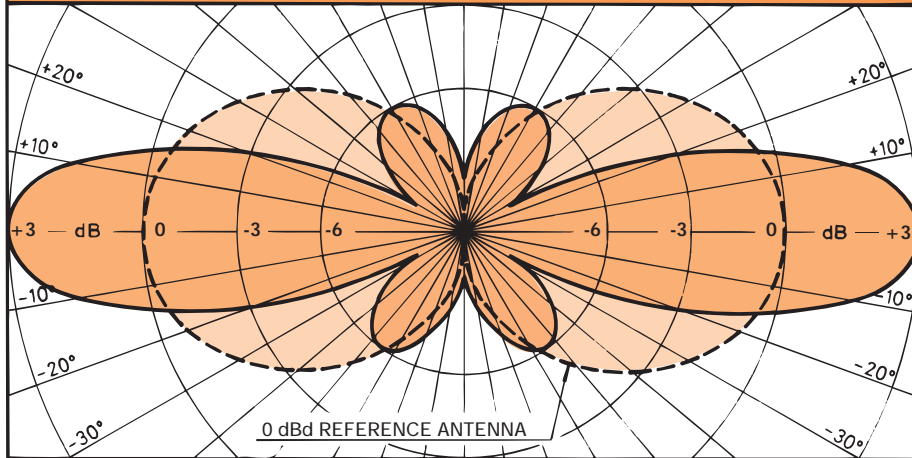
PROCOM A/S reserve the right to amend specifications without prior notice.

CXL 900-3LW/...

Universal, 3 dBd Base Station and Marine Antenna for the 900 MHz Band



TYPICAL RADIATION PATTERN (E-PLANE)



TYPICAL RADIATION PATTERN (H-PLANE)

