

# SMZ and Type 43 Specifications 47

---

HDC Type 43 Socket



HDC Type 43 Plug



## ELECTRICAL

Impedance	75 ohms
Frequency	DC to 4GHz
R.F Leakage	-55dB Minimum
Inner Contact Resistance	5mohms Maximum
Outer Contact Resistance	1mohms Maximum
Working Voltage	500V RMS
Dielectric Withstanding Voltage	1500V RMS

## MECHANICAL

Durability	500 mating cycles
Cable Retention	equal to cable breaking strain

## ENVIRONMENTAL

Temperature Range	-65 to +165 degrees centigrade
-------------------	--------------------------------

## MATERIALS

Bodies	Brass, Gold or Nickel Plated
Pins	Brass, Gold Plated
Contacts	Beryllium Copper, Gold Plated
Ferrules	Brass, Gold or Nickel Plated
Insulators	PTFE
End Caps	Brass, Gold or Nickel Plated
Gaskets	Silicon Rubber
Springs	Beryllium Copper
Panel Nuts	Brass, Gold or Nickel Plated
Panel Washers	Brass, Gold or Nickel Plated

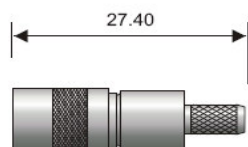
The above specifications are typical although some variations may occur.

EURO RADIO SYSTEM

Tél: +33 (0)1 39 31 28 00 Fax: +33 (0)1 39 31 27 00 E-Mail: [commercial@ers.fr](mailto:commercial@ers.fr) Site: [www.ers.fr](http://www.ers.fr)

# 48 Type 43 Cable Fixing

## Crimp Type 43 HDC Socket

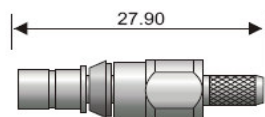


PART NUMBER	CABLE	INDUSTRY REF.	STRIP DIMS
MZ15-2002-C06	BT2002	HDCS43/2FS	T11
MZ15-2003-C06	BT2003	HDCS43/3FS	T11
MZ15-3002-C06	BT3002	HDCS43/5FS	T11
MZ15-7000-C06	RA7000	HDCS43/7FS	T11
MZ15-D179-C06	RD179	HDCS43/RD179FS	T11
MZ15-0179-C06	RG179	HDCS43/4FS	T11

Strip Dimensions - see Illustration S.1  
T11: A = 8.0mm B = 9.0mm C = 4.5mm



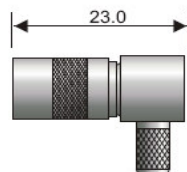
## Crimp Type 43 HDC Plug



PART NUMBER	CABLE	INDUSTRY REF.	STRIP DIMS
MZ02-2002-C06	BT2002	HDCP43/2GTIS	T11
MZ02-2003-C06	BT2003	HDCP43/3GTIS	T11
MZ02-3002-C06	BT3002	HDCP43/5GTIS	T11
MZ02-7000-C06	RA7000	HDCP43/7GTIS	T11
MZ02-D179-C06	RD179	HDCP43/RD179GTIS	T11
MZ02-0179-C06	RG179	HDCP43/4GTIS	T11

Strip Dimensions - see Illustration S.1  
T11: A = 8.0mm B = 9.0mm C = 4.5mm

## Crimp Type 43 Right Angle Socket



PART NUMBER	CABLE	INDUSTRY REF.	STRIP DIMS
MZ17-2002-C06	BT2002	S43/2C	T12
MZ17-2003-C06	BT2003	S43/3C	T12
MZ17-3002-C06	BT3002	S43/5C	T12
MZ17-7000-C06	RA7000	S43/7C	T12
MZ17-D179-C06	RD179	S43/RD179C	T12
MZ17-0179-C06	RG179	S43/4C	T12

Strip Dimensions - see Illustration S.1  
T12: A = 8.0mm B = 3.0mm C = 2.0mm

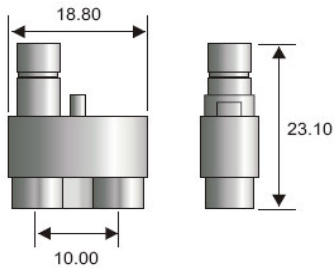
EURO RADIO SYSTEM

Tél: +33 (0)1 39 31 28 00 Fax: +33 (0)1 39 31 27 00 E-Mail: [commercial@ers.fr](mailto:commercial@ers.fr) Site: [www.ers.fr](http://www.ers.fr)

# Type 43 Adaptors 49

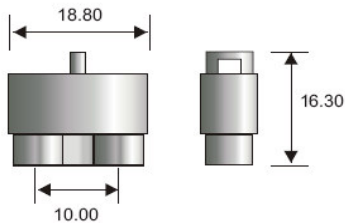
## HDC U Link with Test Port

PART NUMBER	INDUSTRY REFERENCE
MZ10-1510-A06-10B	U - link 10B



## HDC U Link

PART NUMBER	INDUSTRY REFERENCE
MZ10-1510-A06-10A	U - link 10A

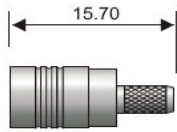


EURO RADIO SYSTEM

Tél: +33 (0)1 39 31 28 00 Fax: +33 (0)1 39 31 27 00 E-Mail: [commercial@ers.fr](mailto:commercial@ers.fr) Site: [www.ers.fr](http://www.ers.fr)

# 50 SMZ Cable and PCB Fixing

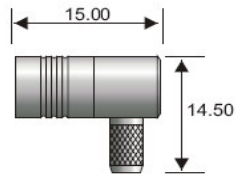
## Crimp SMZ Plug



PART NUMBER	CABLE TYPE	STRIP DIMS
MZ55-D179-C06	RD179	T13
MZ55-0179-C06	RG179	T13

Strip Dimensions - see Illustration S.1  
T13: A = 5.0mm B = 3.5mm C = 2.5mm

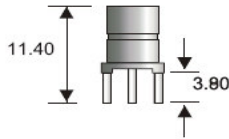
## Crimp SMZ Right Angle Plug



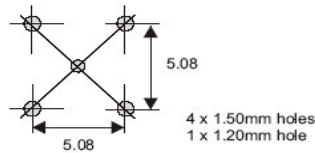
PART NUMBER	CABLE TYPE	STRIP DIMS
MZ57-D179-C06	RD179	T14
MZ57-0179-C06	RG179	T14

Strip Dimensions - see Illustration S.1  
T14: A = 5.0mm B = 4.0mm C = 2.0mm

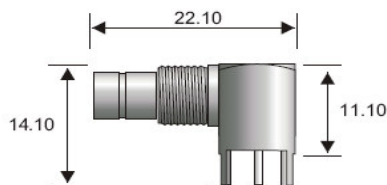
## SMZ Vertical Jack



PART NUMBER	DETAILS
MZ10-X150-N01	Gold Plated



## Right Angle PCB Bulkhead Jack



PART NUMBER	DETAILS
MZ02-X170-N01	Selective Gold / Nickel Plating

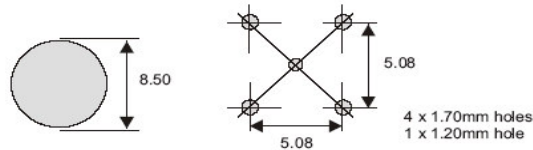


Illustration S.1

